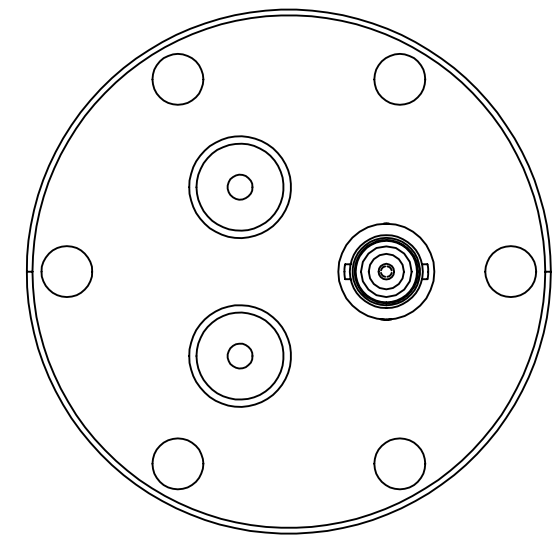
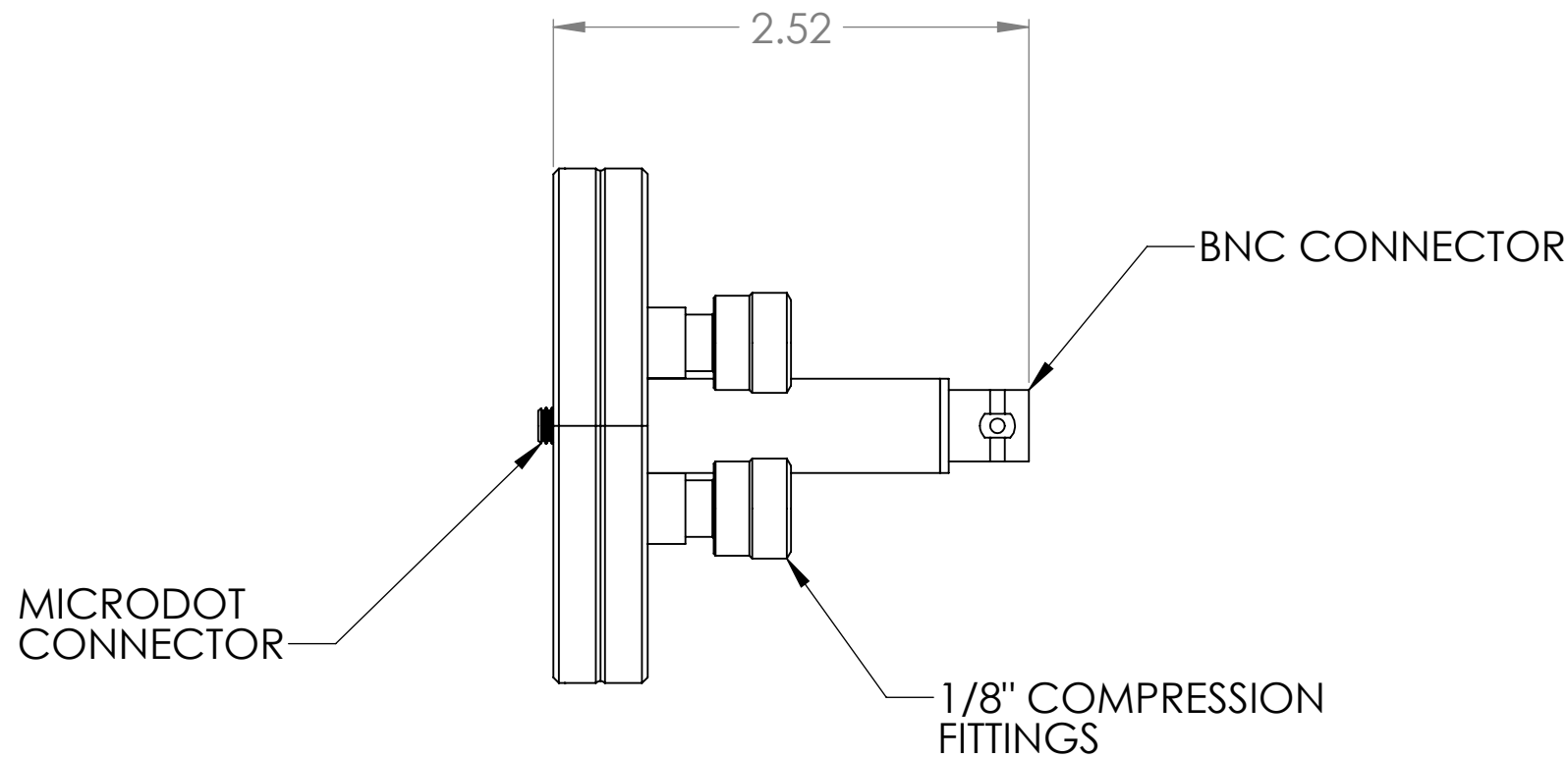
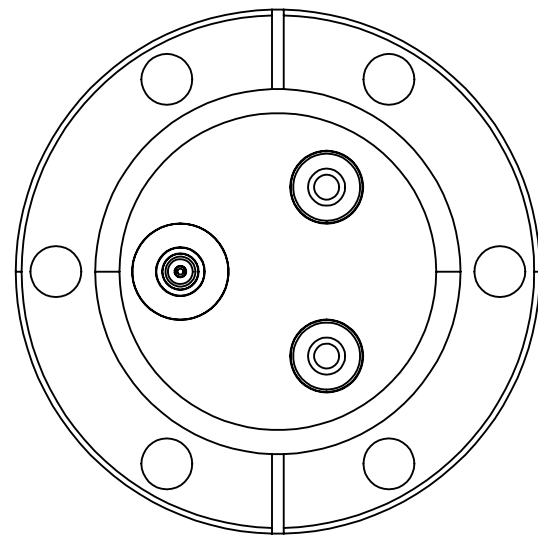
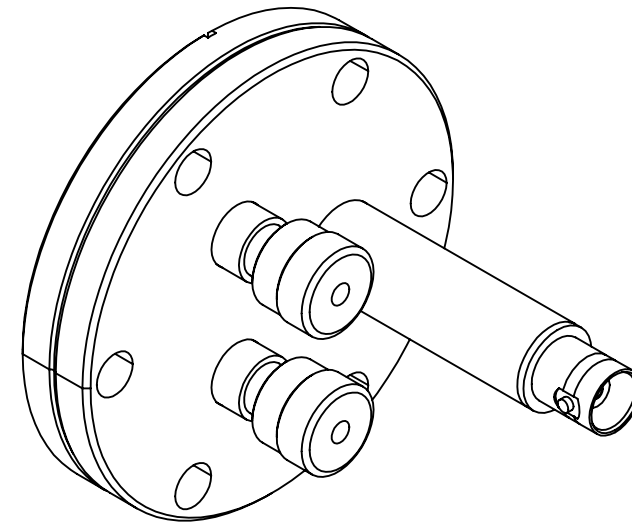
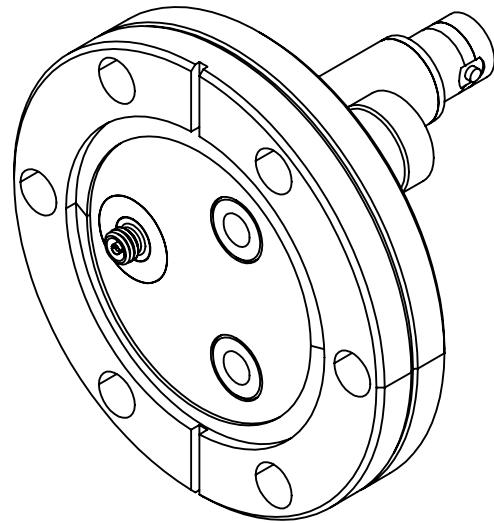


- NOTES: (UNLESS OTHERWISE SPECIFIED)
1. REMOVE BURRS & BREAK ALL SHARP EDGES  
.005-.015 RADIUS OR CHAMFER.
  2. ALL SURFACES  $\sqrt{63}$
  3. BAG WITH PART NUMBER AND REVISION.

ECN	ZONE	REV	DESCRIPTION	BY	DATE
		A	RELEASE	GPD	6/23/2014



2-3/4" CONFLAT FLANGE  
 (1) MICRODOT TO BNC CONNECTOR  
 (2) 1/8" COMPRESSION FITTINGS

UNLESS OTHERWISE SPECIFIED		DWG BY <b>G. DION</b> DATE <b>6-23-2014</b>	MATERIAL:	<b>TELEMARK</b> Battle Ground, WA
GLOBAL TOLERANCES		CHECK BY DATE	FINISH:	
	INCHES [mm]	PROJ ENG DATE	THIRD ANGLE PROJECTION	<b>SINGLE, 2-3/4" CFF, UT</b>
.X	+/- .03 [0.762]	MFG ENG DATE		
.XX	+/- 0.01 [0.254]	DO NOT SCALE DRAWING		SCALE 1:1
.XXX	+/- 0.005 [0.127]	FILE NUMBER -		SHEET 1 of 1
ANGLES +/- .5°	SURF FINISH 63 RMS	INITIAL PROJECT -		DWG NO. <b>R880-2400-2</b>
CONFIDENTIAL. This document contains proprietary data of TELEMARK and is not to be copied or distributed without the prior written consent of TELEMARK. The receipt or possession of the document does not convey any rights to reproduce it, disclose its contents, or to manufacture, use or sell anything incorporating the concepts and details disclosed by it. Such concepts and details are not to be used other than for the benefit of TELEMARK and are not to be disclosed to others without the prior written consent of an officer of TELEMARK.				REV <b>A</b>