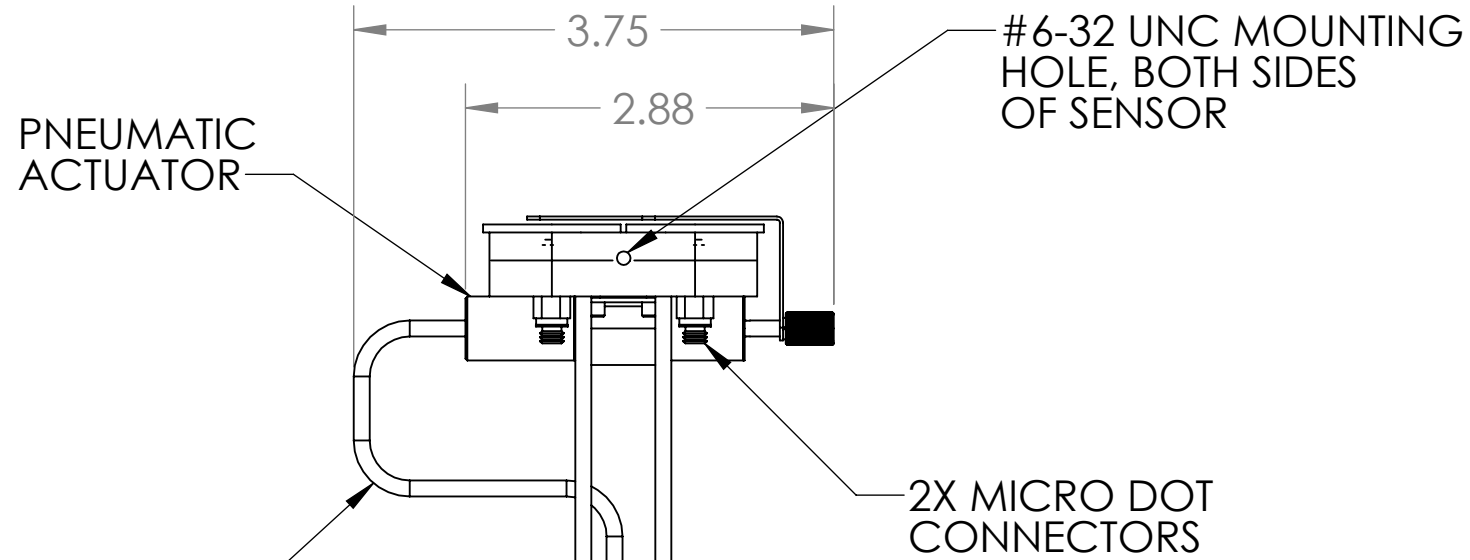
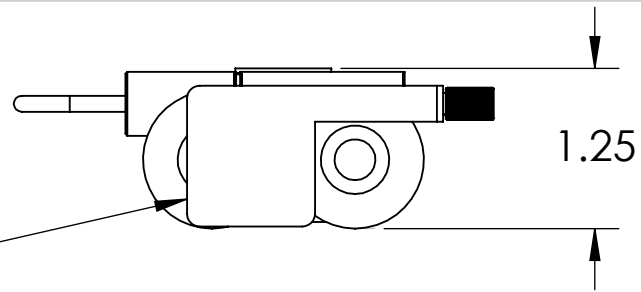


- NOTES: (UNLESS OTHERWISE SPECIFIED)
1. REMOVE BURRS & BREAK ALL SHARP EDGES .005-.015 RADIUS OR CHAMFER.
  2. ALL SURFACES  $\sqrt{63}$
  3. BAG WITH PART NUMBER AND REVISION.

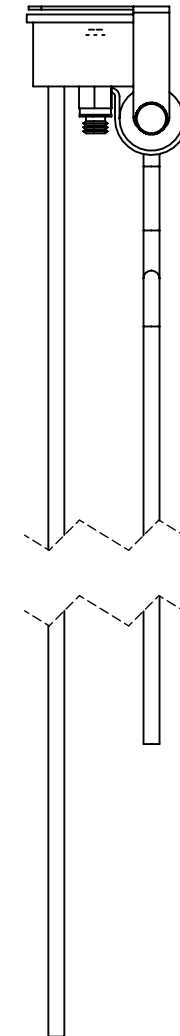


1/8" SST AIR LINE

1/8" SST COOLING LINE

1/8" SST COOLING LINE

ECN	ZONE	REV	DESCRIPTION	BY	DATE
		B	REVISED DRAWING	GPD	8/3/2016



UNLESS OTHERWISE SPECIFIED		DWG BY <b>G. DION</b> DATE <b>8-3-2016</b>	MATERIAL: SEE PARTS LIST	<b>TELEMARK</b> Battle Ground, WA
GLOBAL TOLERANCES		CHECK BY DATE	FINISH: SEE NOTES	
	INCHES [mm]	PROJ ENG DATE	THIRD ANGLE PROJECTION	<b>ASSEMBLY, DUAL SENSOR, RIGHT ANGLE</b>
.X	+/- .03 [0.762]	MFG ENG DATE		
.XX	+/- 0.01 [0.254]	DO NOT SCALE DRAWING		SCALE 1:1
.XXX	+/- 0.005 [0.127]	FILE NUMBER - 880-3220-1		SHEET 1 of 1
ANGLES +/- .5°		INITIAL PROJECT -		DWG NO. <b>R880-3220-1</b>
SURF FINISH 63 RMS				REV <b>B</b>

CONFIDENTIAL. This document contains proprietary data of TELEMARK and is not to be copied or distributed without the prior written consent of TELEMARK. The receipt or possession of the document does not convey any rights to reproduce it, disclose its contents, or to manufacture, use or sell anything incorporating the concepts and details disclosed by it. Such concepts and details are not to be used other than for the benefit of TELEMARK and are not to be disclosed to others without the prior written consent of an officer of TELEMARK.